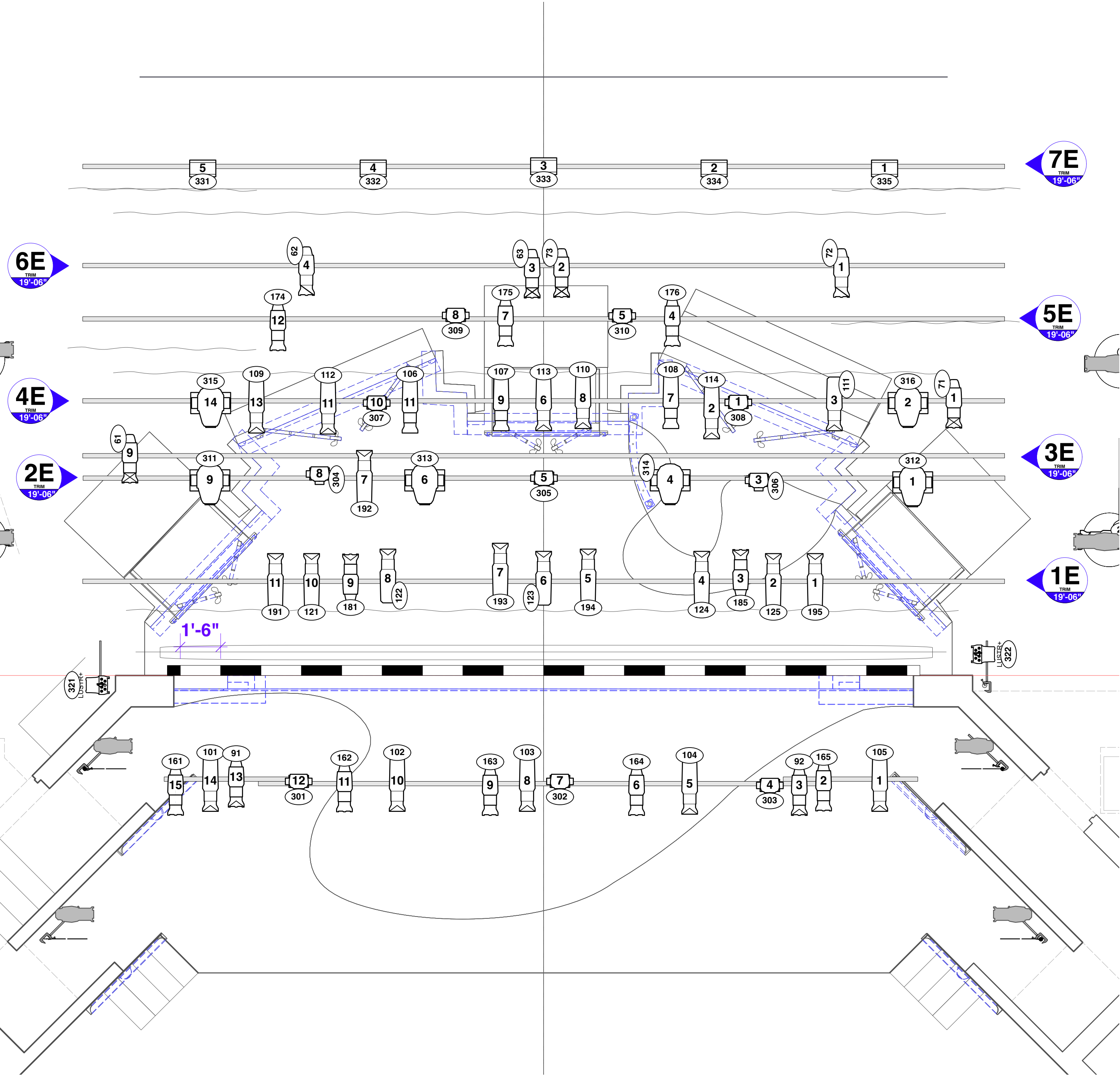


- 24 +24'-08" Blackout Curtain
 - 23 +23'-06" HLX
 - 22 +22'-03" Cyc
 - 21 +20'-09" Empty
 - 20 +19'-09" 7th Electric
 - 19 +18'-11" Scrim
 - 18 +18'-01" Legs
 - 17 +17'-02" Border
 - 16 +16'-03" Empty
 - 15 +15'-04" 6th Electric
 - 14 +14'-05" Empty
 - 13 +13'-03" 5th Electric (HLX)
 - 12 +12'-02" Legs
 - 11 +11'-02" Border
 - 10 +10'-02" 4th Electric
 - 9 +9'-00" Empty
 - 8 +8'-02" 3rd Electric
 - 7 +7'-04" 2nd Electric
 - 6 +5'-05" Body Drop
 - 5 +4'-06" Empty
 - 4 +3'-06" 1st Electric HLX
 - 3 +2'-05" Border
 - 2 +1'-08" False Pro / Wisteria
 - 1 +0'-11" EMPTY FIRE CURTAIN
 - 0 +0'-05" PLASTER LINE
- LS# PL.DIST Linset Name

Typical Linset



LIGHTING BY: Caroline Nowak

cnowak3@husker.unl.edu
205-531-2862

KEY TO SYMBOL

CONVENTIONALS


- ETC S4 14 Deg
- ETC S4 19 Deg
- ETC S4 26 Deg
- ETC S4 36 Deg
- ETC S4 50 Deg
- ETC S4 90 Deg

LEDS

- ETC Lustr 26 Deg
- ETC Lustr 36 Deg
- ETC Lustr 50 Deg
- Altman Spectra Cyc
- Desire D40

MOVERS

- Martin Aura XB
- Martin Mac Quantum



Sense and Sensibility

DESIGN TEAM

- DIRECTOR: Rafael Untalan
- SCENIC: Anna Schwartz
- SOUND: Paul James Prendergast
- COSTUME: Hannah Hansen
- LIGHTING: Caroline Nowak

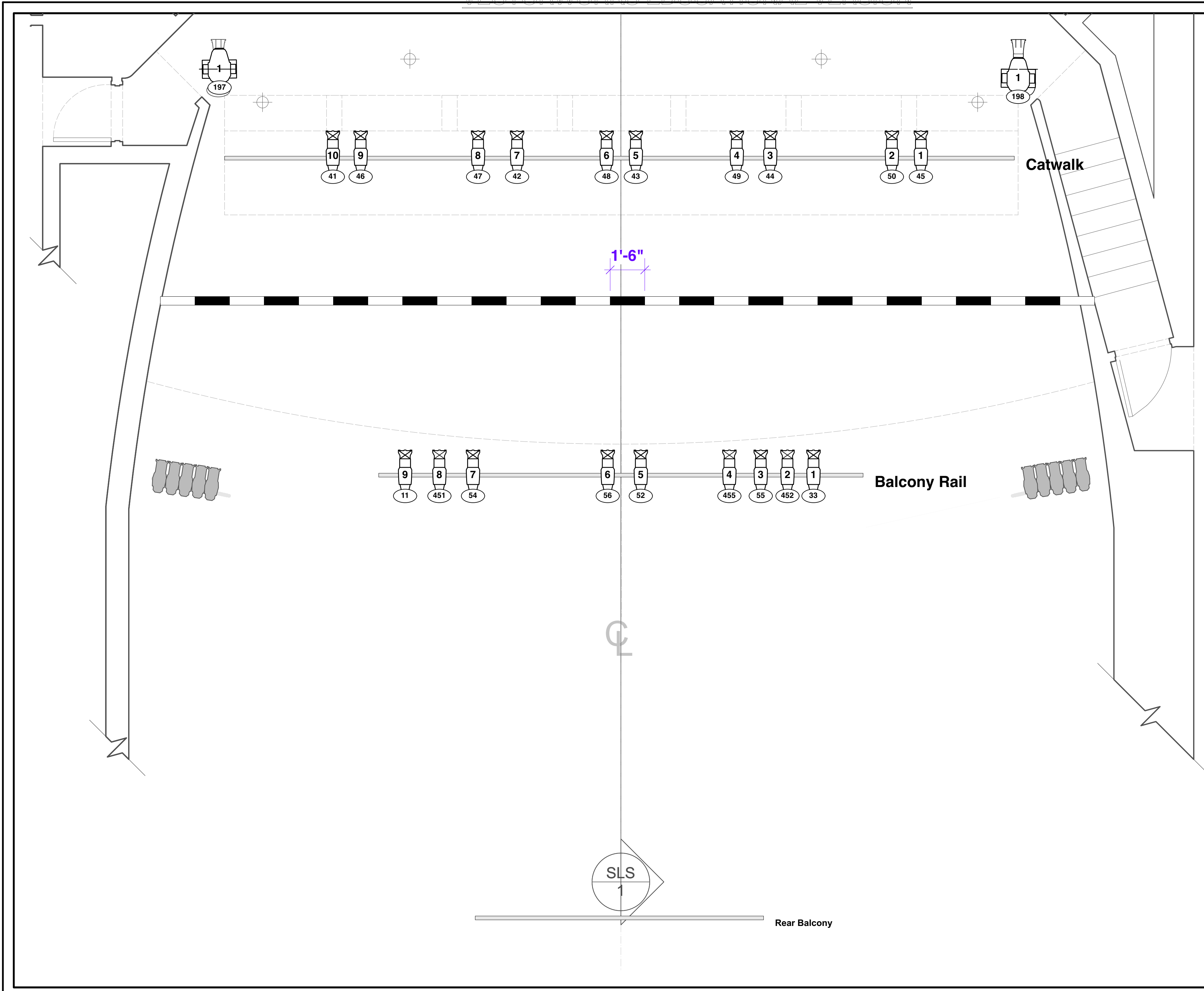
- DRAWN BY: Caroline Nowak
- DATE: 9/2/2023
- SCALE: 3/8" = 1'0"

Overhead Plot

1

PLATE


OF 8



LIGHTING BY:
Caroline Nowak
 cnowak3@husker.unl.edu
 205-531-2862

KEY TO SYMBOL

- CONVENTIONALS**
- ETC S4 14 Deg
 - ETC S4 19 Deg
 - ETC S4 26 Deg
 - ETC S4 36 Deg
 - ETC S4 50 Deg
 - ETC S4 90 Deg
- LEDS**
- ETC Lustr 26 Deg
 - ETC Lustr 36 Deg
 - ETC Lustr 50 Deg
 - Altman Spectra Cyc
 - Desire D40
- MOVERS**
- Martin Aura XB
 - Martin Mac Quantum



Sense and Sensibility

DESIGN TEAM

DIRECTOR: Rafael Untalan
SCENIC: Anna Schwartz
SOUND: Paul James Prendergast
COSTUME: Hannah Hansen
LIGHTING: Caroline Nowak

DRAWN BY: Caroline Nowak
DATE: 9/2/2023
SCALE: 3/8" = 1'0"


FOH Plot

2

LIGHTING BY:
Caroline Nowak

cnowak3@husker.unl.edu
205-531-2862

KEY TO SYMBOL



Sense and Sensibility

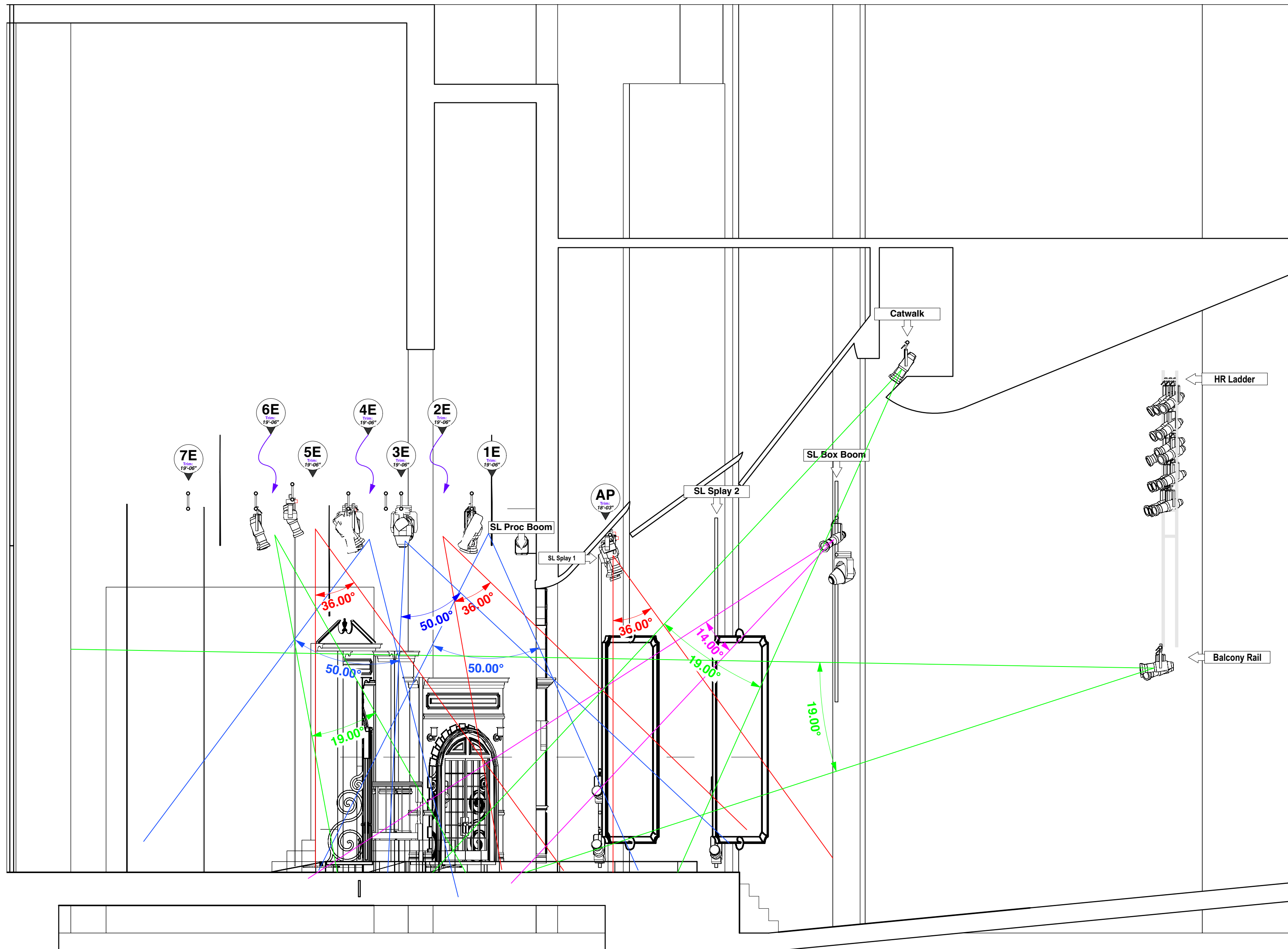
DESIGN TEAM
DIRECTOR: Rafael Untalan
SCENIC: Anna Schwartz
SOUND: Paul James Prendergast
COSTUME: Hannah Hansen
LIGHTING: Caroline Nowak

DRAWN BY: Insert Name Here
DATE: 9/2/2023
SCALE: 1/4" = 1'0"

**Center Line
Section**

3

PLATE OF 8



LIGHTING BY:
Caroline Nowak

cnowak3@husker.unl.edu
 205-531-2862

KEY TO SYMBOL



Sense and Sensibility

DESIGN TEAM

DIRECTOR: Rafael Untalan
SCENIC: Anna Schwartz
SOUND: Paul James Prendergast
COSTUME: Hannah Hansen
LIGHTING: Caroline Nowak

DRAWN BY: Insert Name Here
DATE: 9/2/2023
SCALE: 1/4" = 1'0"

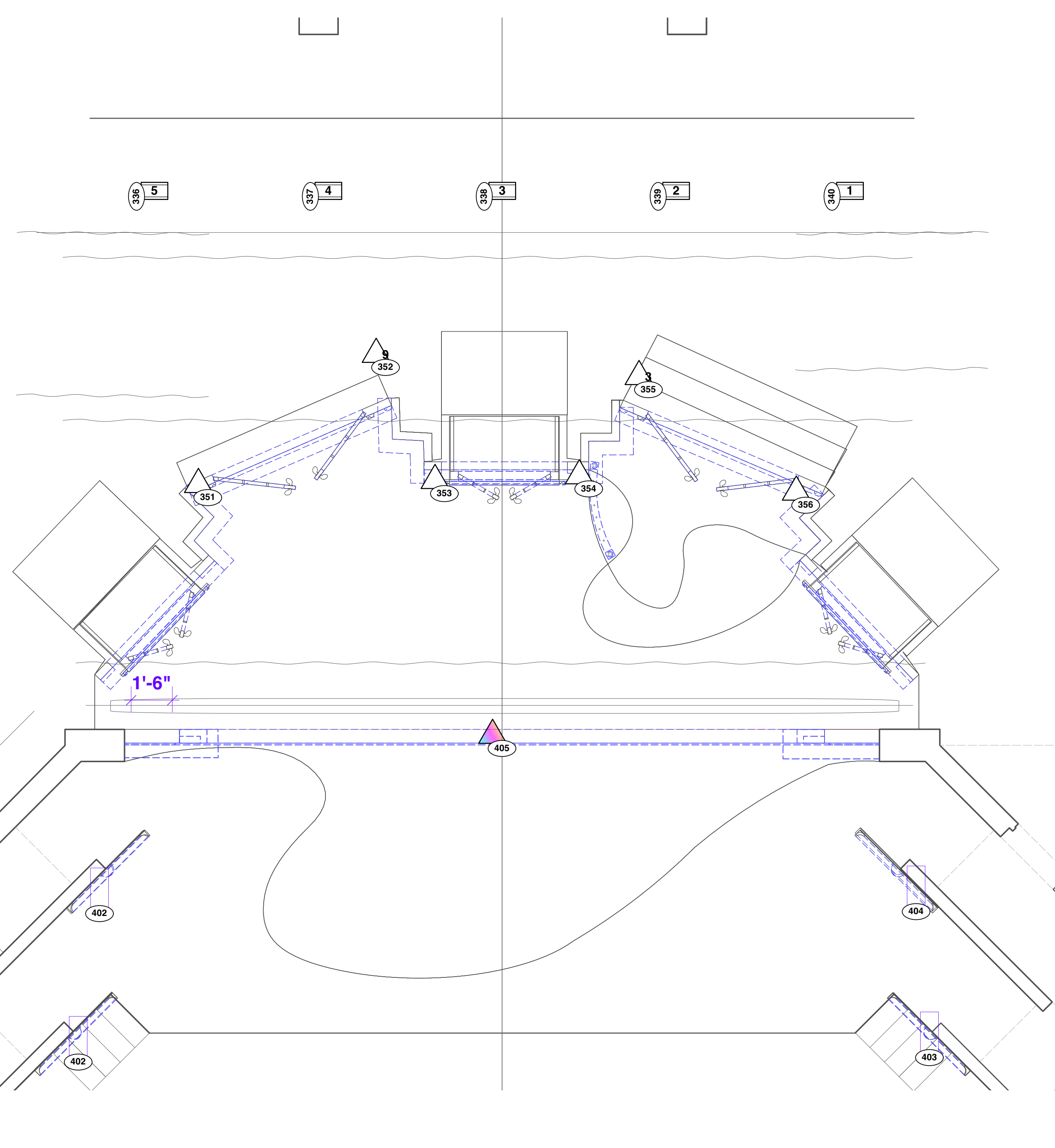
Deck Plot

4

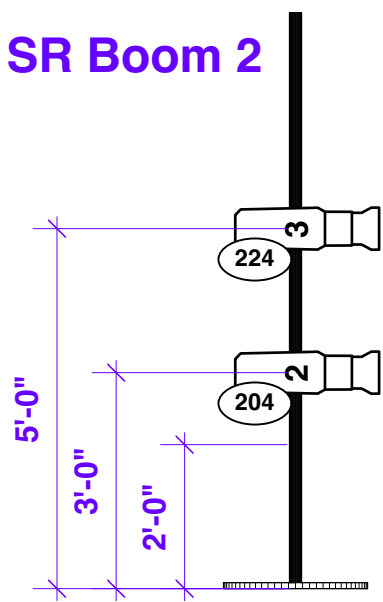
PLATE

OF 8

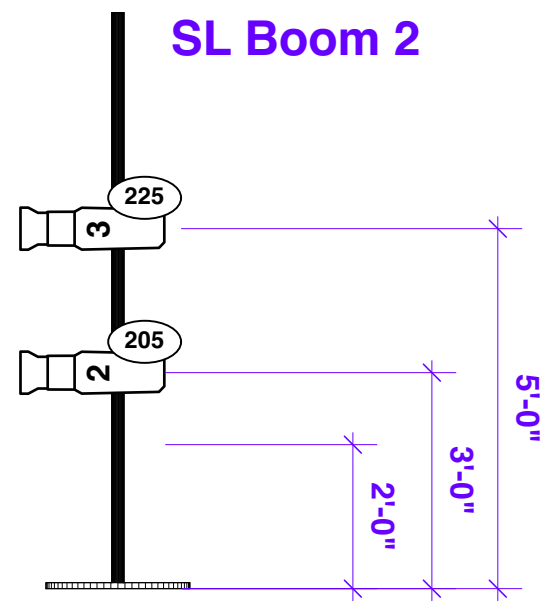
- 24 +24'-08" Blackout Curtain
 - 23 +23'-06" HLX
 - 22 +22'-03" Cyc
 - 21 +20'-09" Empty
 - 20 +19'-09" 7th Electric
 - 19 +18'-11" Scrim
 - 18 +18'-01" Legs
 - 17 +17'-02" Border
 - 16 +16'-03" Empty
 - 15 +15'-04" 6th Electric
 - 14 +14'-05" Empty
 - 13 +13'-03" 5th Electric (HLX)
 - 12 +12'-02" Legs
 - 11 +11'-02" Border
 - 10 +10'-02" 4th Electric
 - 9 +9'-00" Empty
 - 8 +8'-02" 3rd Electric
 - 7 +7'-04" 2nd Electric
 - 6 +5'-05" Body Drop
 - 5 +4'-06" Empty
 - 4 +3'-06" 1st Electric HLX
 - 3 +2'-05" Border
 - 2 +1'-08" False Pro / Wisteria
 - 1 +0'-11" EMPTY
 - 0 +0'-05" FIRE CURTAIN
- PLASTER LINE
- LS# PL DIST Linset Name
- Typical Linset



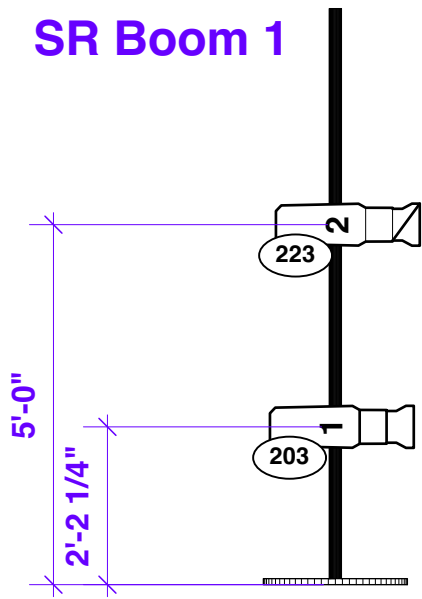
SR Boom 2



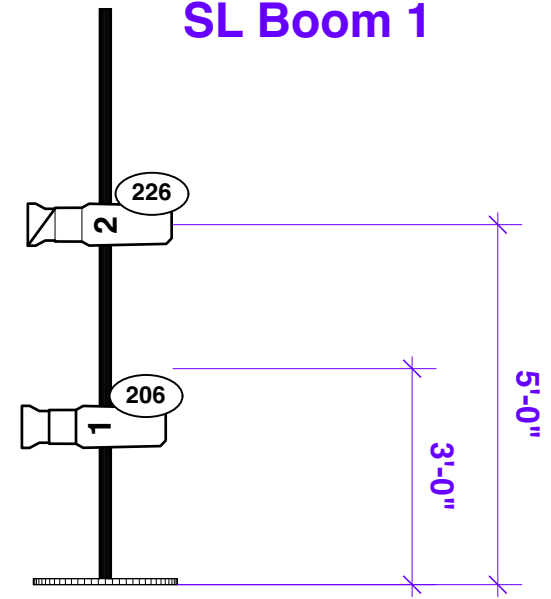
SL Boom 2



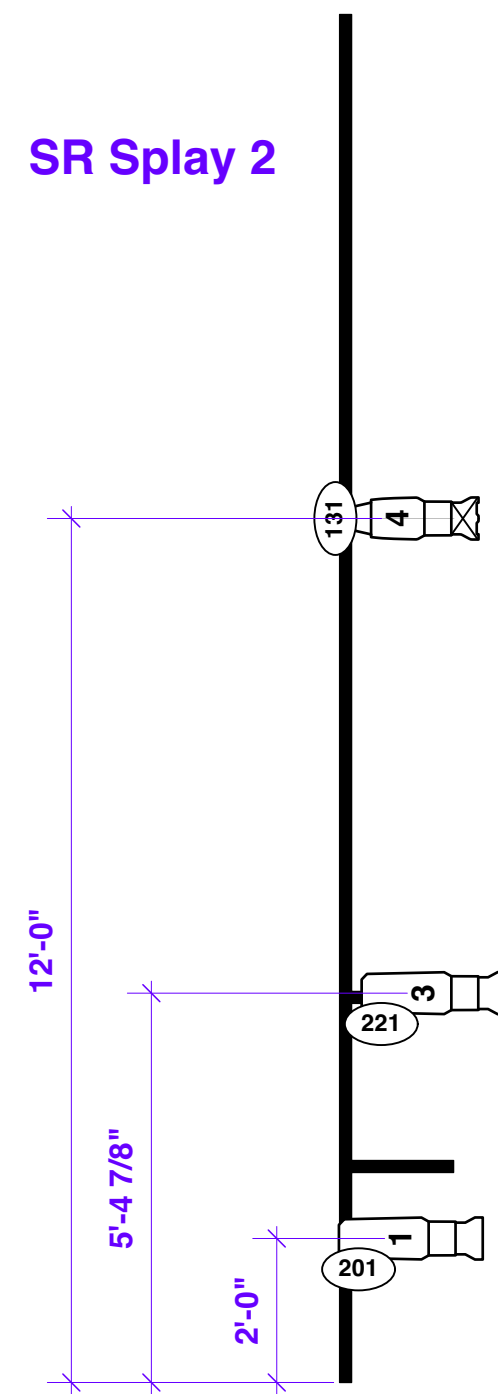
SR Boom 1



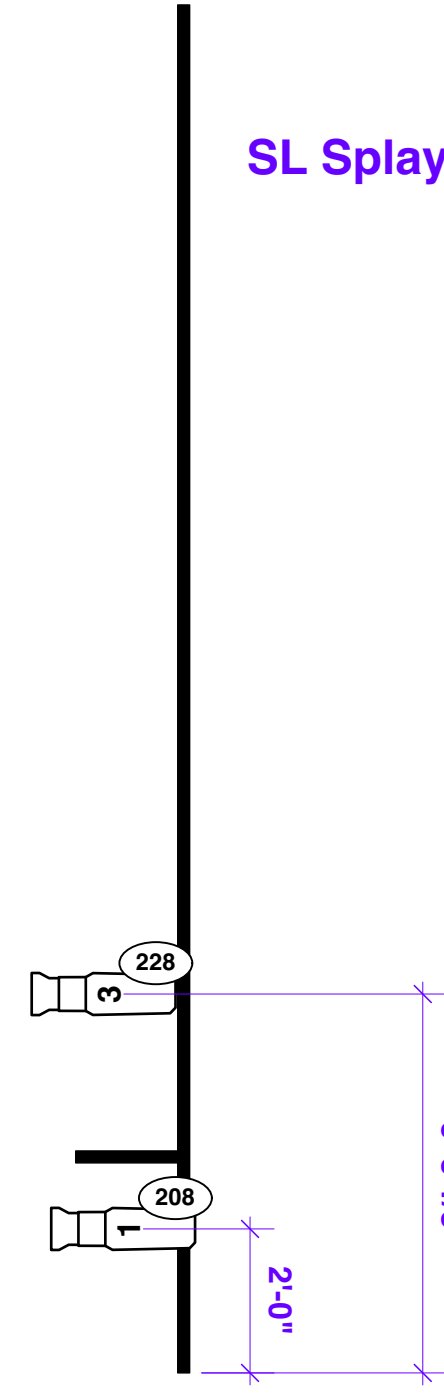
SL Boom 1



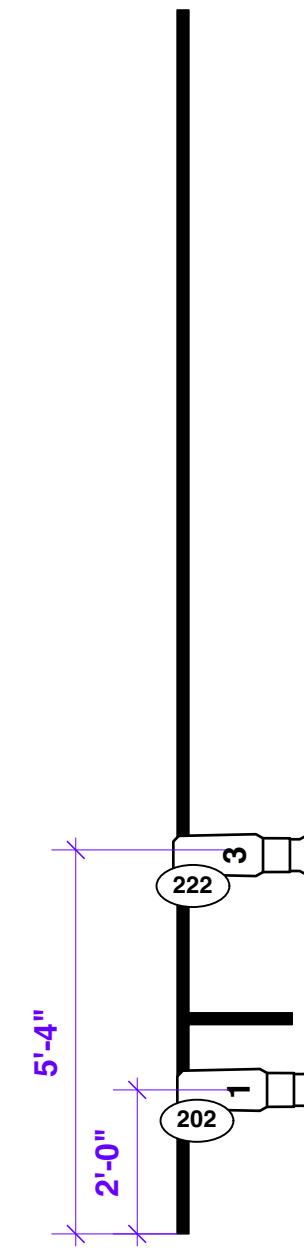
SR Splay 2



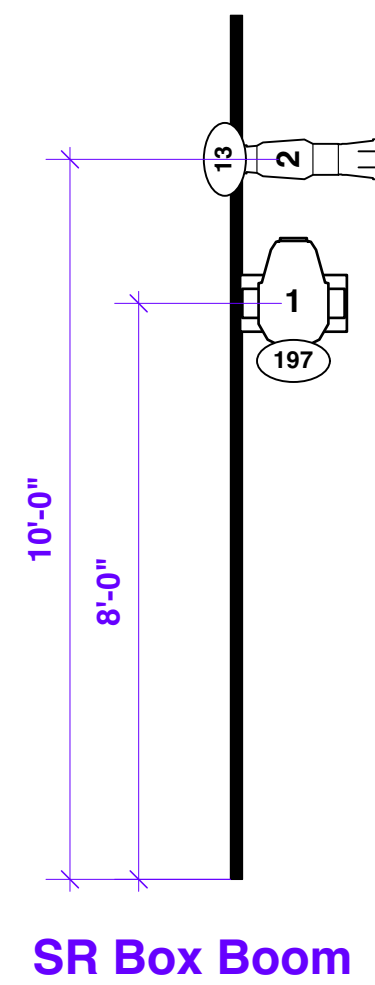
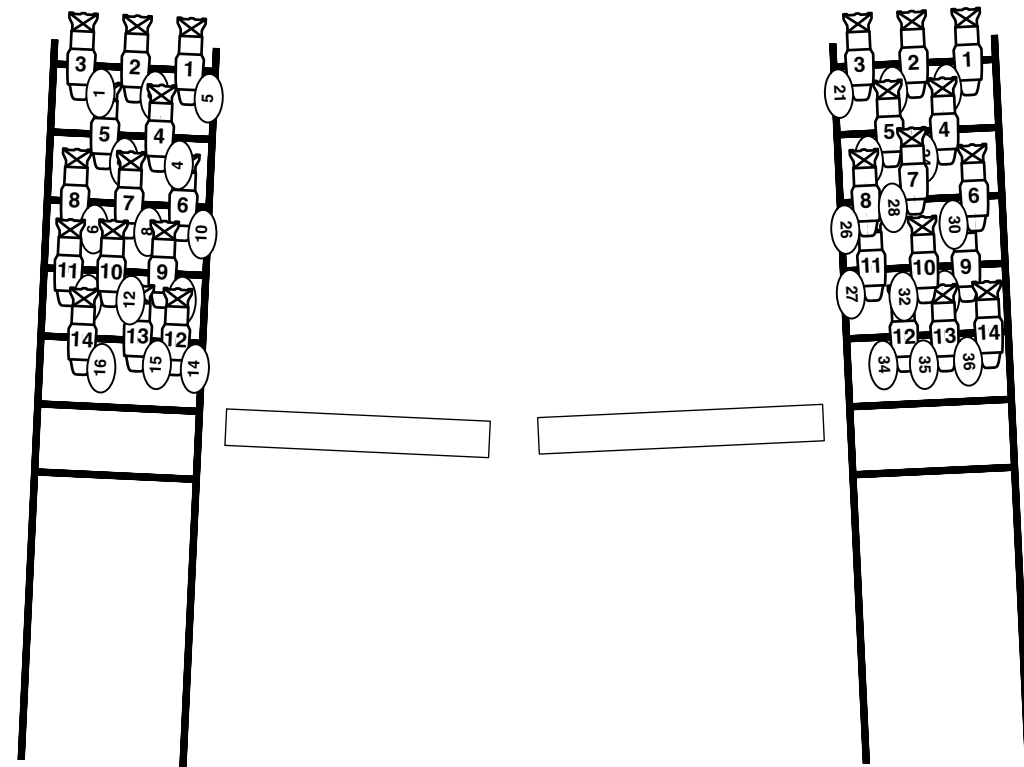
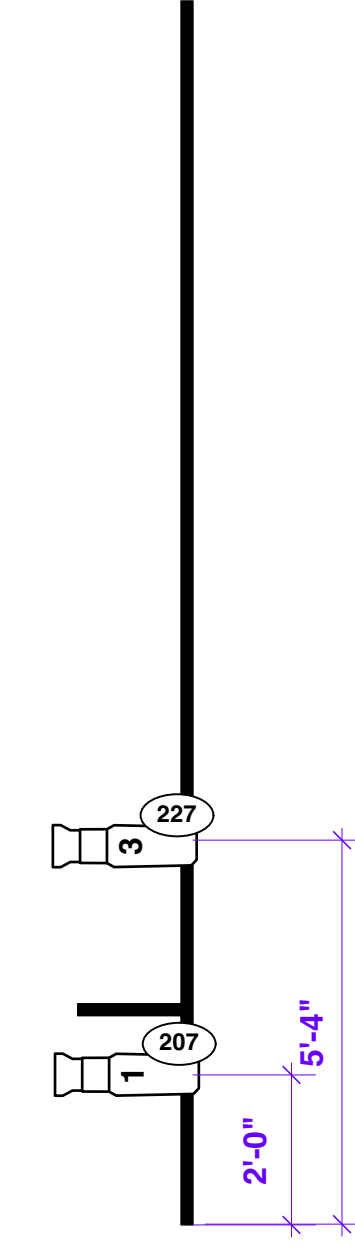
SL Splay 2



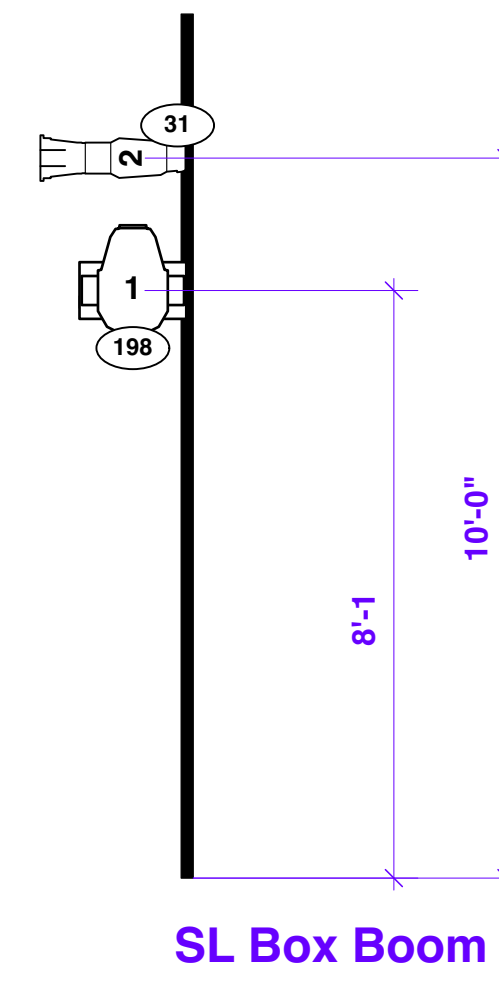
SR Splay 1



SL Splay 1



SR Box Boom



SL Box Boom

LIGHTING BY:
Caroline Nowak

cnowak3@husker.unl.edu
205-531-2862

KEY TO SYMBOL



Sense and Sensibility

DESIGN TEAM
 DIRECTOR: Rafael Untalan
 SCENIC: Anna Schwartz
 SOUND: Paul James Prendergast
 COSTUME: Hannah Hansen
 LIGHTING: Caroline Nowak

DRAWN BY: Insert Name Here
 DATE: 9/2/2023
 SCALE: 1:1

Booms & Splays

5

PLATE OF 8

LIGHTING BY:
Caroline Nowak

cnowak3@husker.unl.edu
 205-531-2862

KEY TO SYMBOL

Notes:
 -Each color and letter represents a single piece of LED tape. Each tape on the bottom portion of the false proscenium **DOES NOT** need to be individually controlled. They can all be on one channel.



Sense and Sensibility

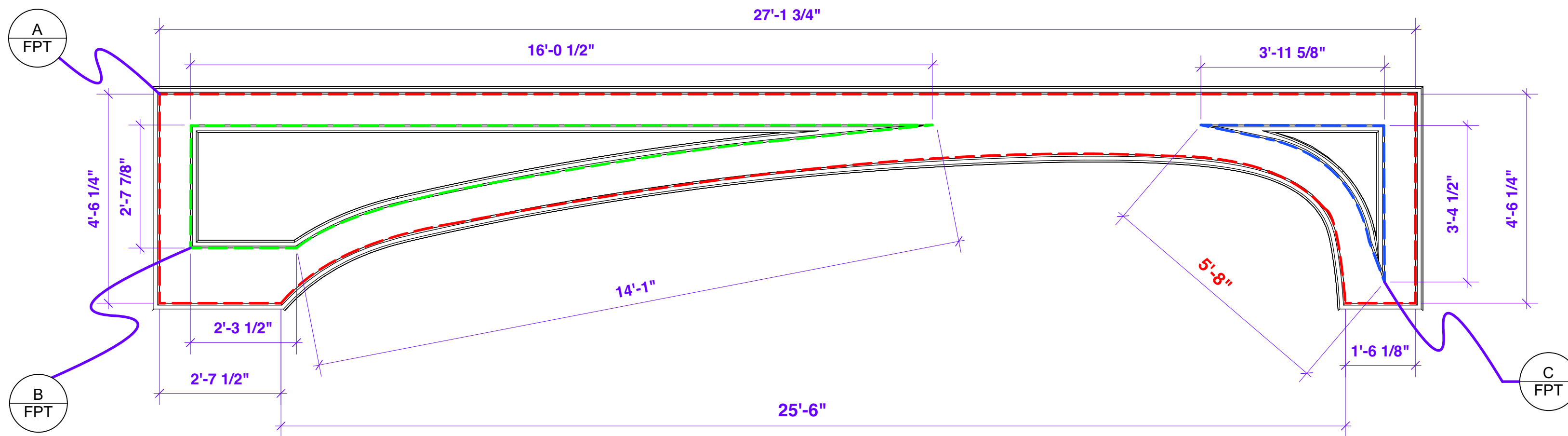
DESIGN TEAM
 DIRECTOR: Rafael Untalan
 SCENIC: Anna Schwartz
 SOUND: Paul James Prendergast
 COSTUME: Hannah Hansen
 LIGHTING: Caroline Nowak

DRAWN BY: Caroline Nowak
 DATE: 9/2/2023
 SCALE: AS NOTED

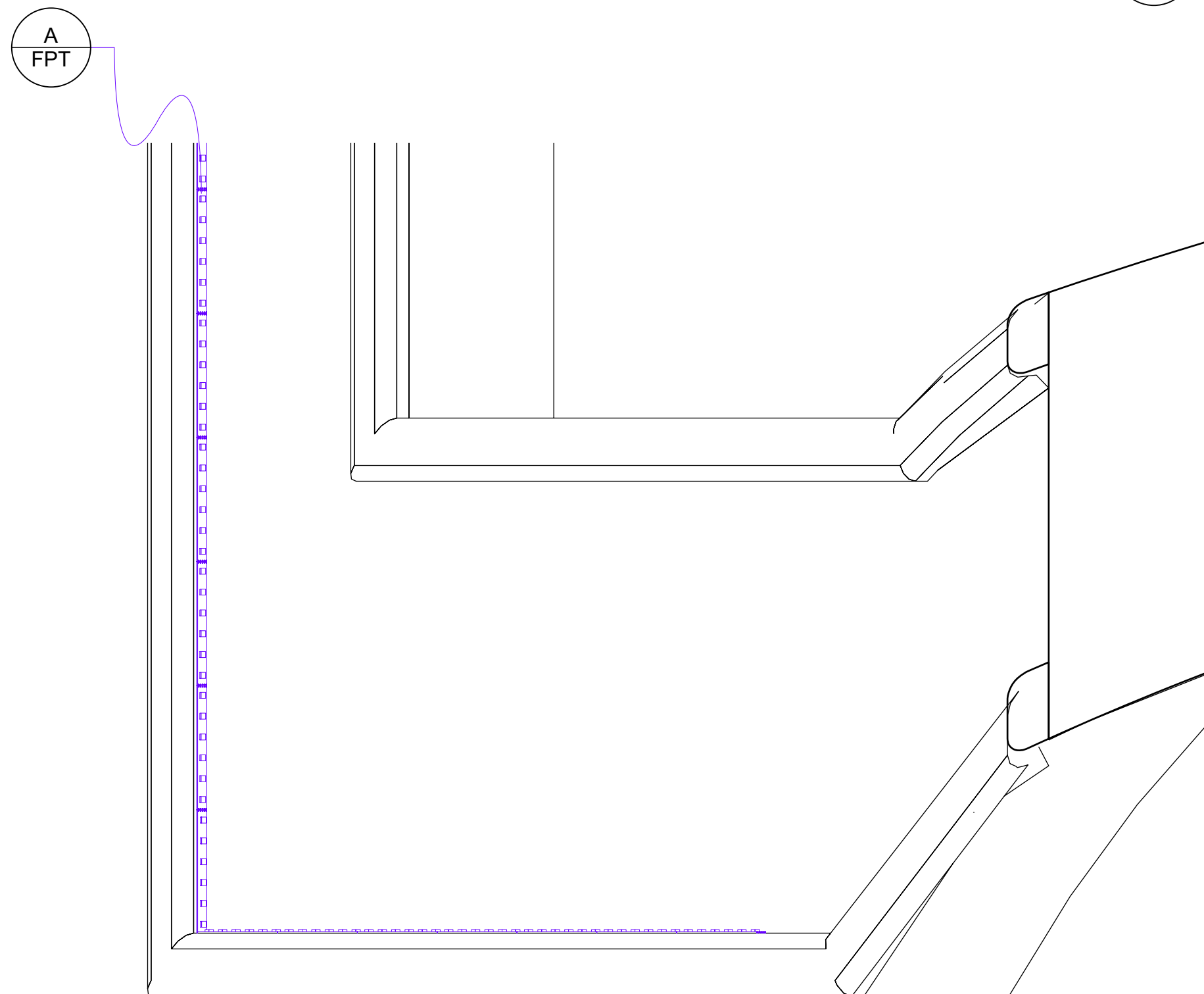
False Pro Top LED Tape

6

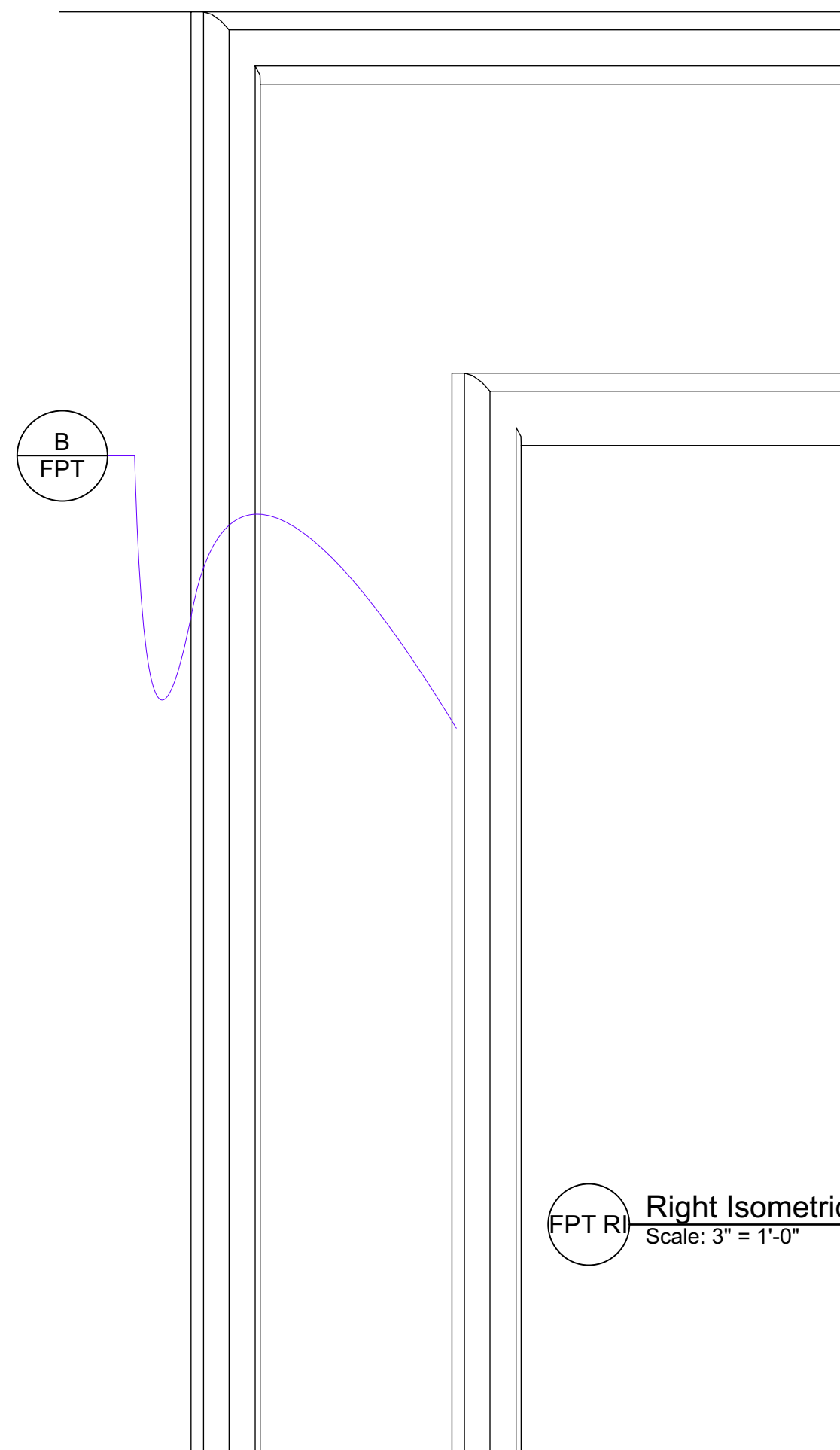
PLATE OF 8



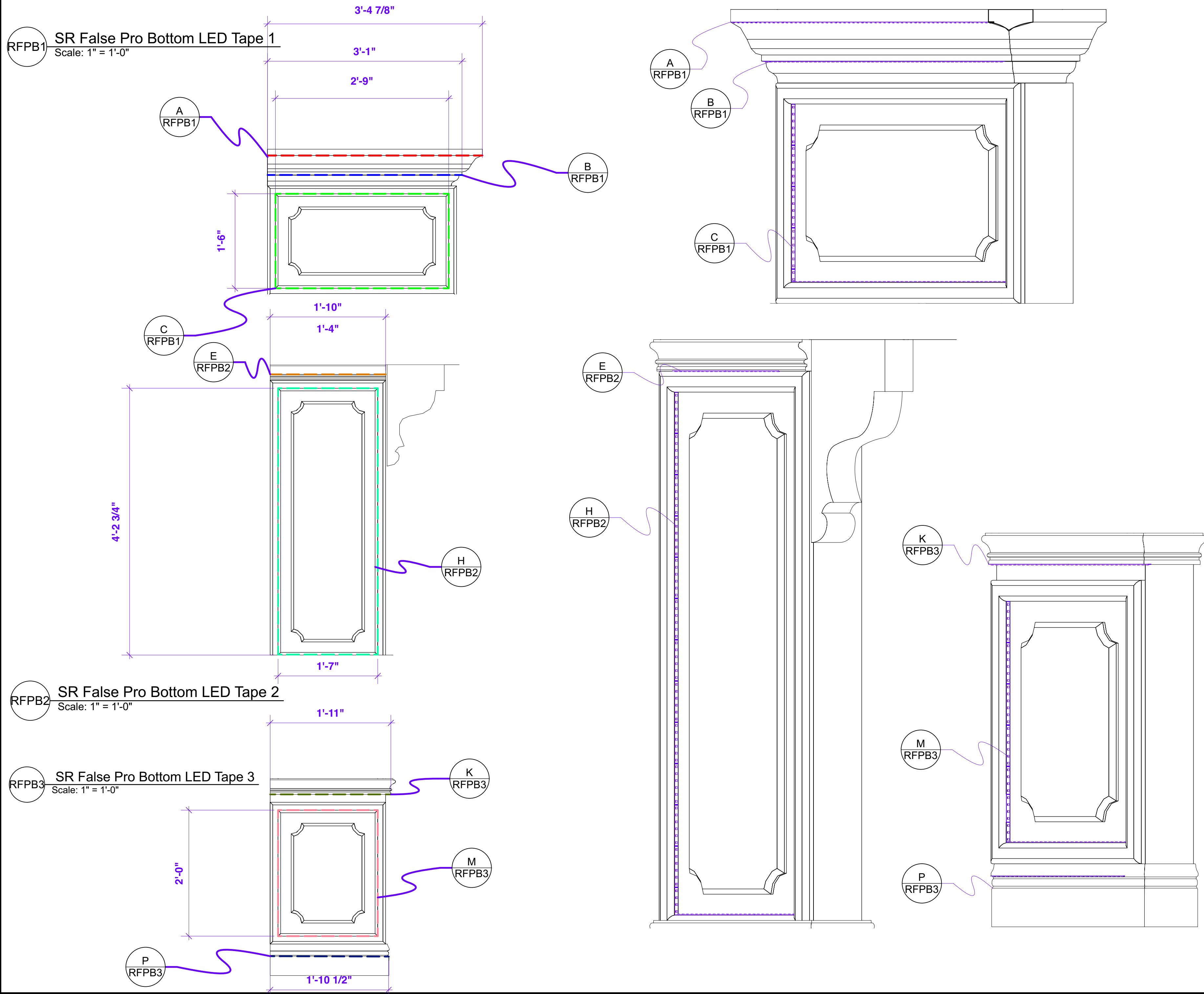
FPT False Pro Top LED Tape
 Scale: 1/2" = 1'-0"



FPT LI Left Isometric False Pro Top Led Tape
 Scale: 3" = 1'-0"



FPT RI Right Isometric False Pro Top Led Tape
 Scale: 3" = 1'-0"




LIGHTING BY:
Caroline Nowak

cnowak3@husker.unl.edu
205-531-2862

KEY TO SYMBOL

Notes:
-The bottom portion of the false pro is mirrored on the other side. Calculations for LED tape lengths should match on both sides. Placements should match on both sides.
-Each color and letter represents a single piece of LED tape. Each tape on the bottom portion of the false proscenium DOES NOT need to be individually controlled. They can all be on one channel.



Sense and Sensibility

DESIGN TEAM
DIRECTOR: Rafael Untalan
SCENIC: Anna Schwartz
SOUND: Paul James Prendergast
COSTUME: Hannah Hansen
LIGHTING: Caroline Nowak

DRAWN BY: Caroline Nowak
DATE: 9/2/2023
SCALE: AS NOTED

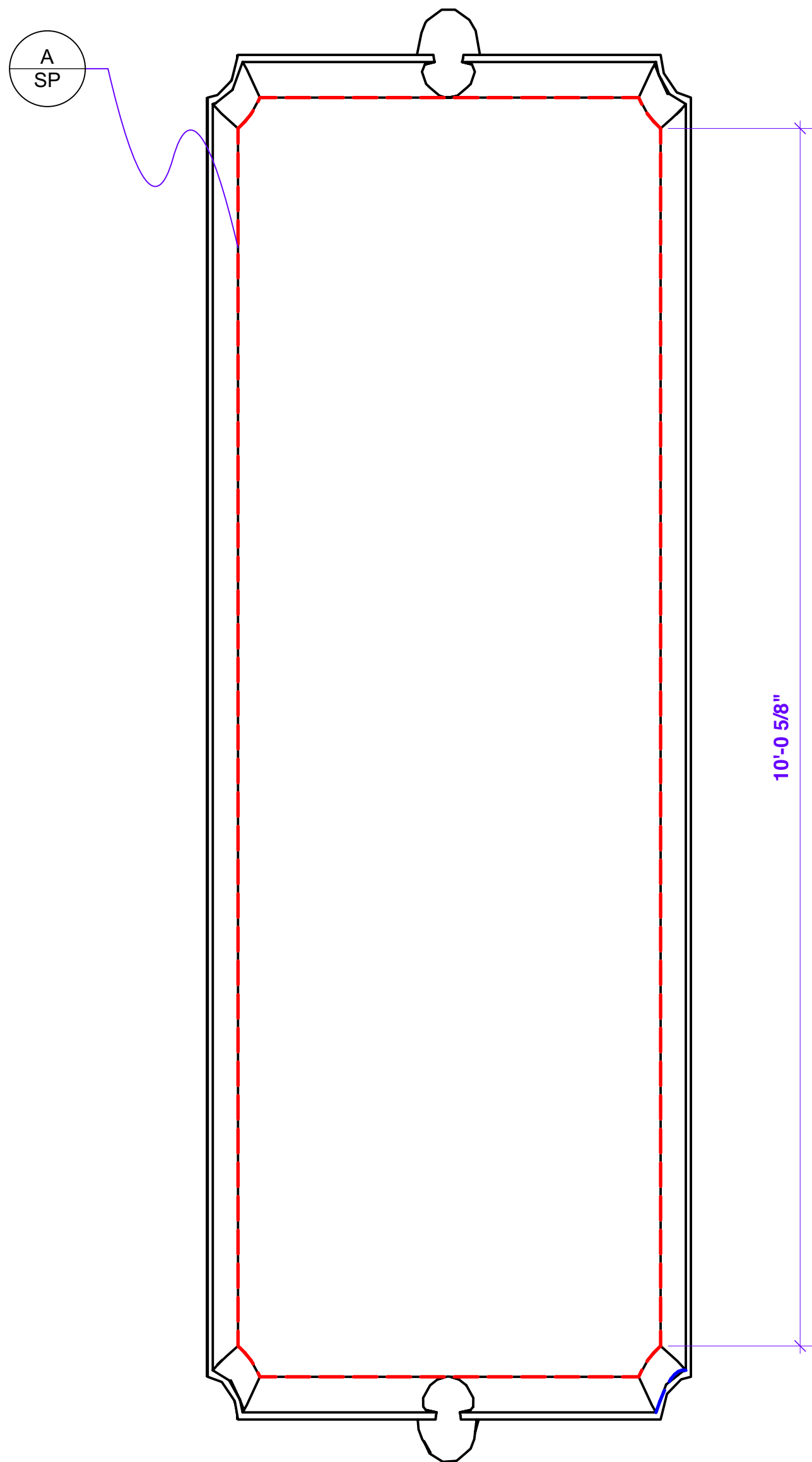
False Pro Bottom LED Tape

7

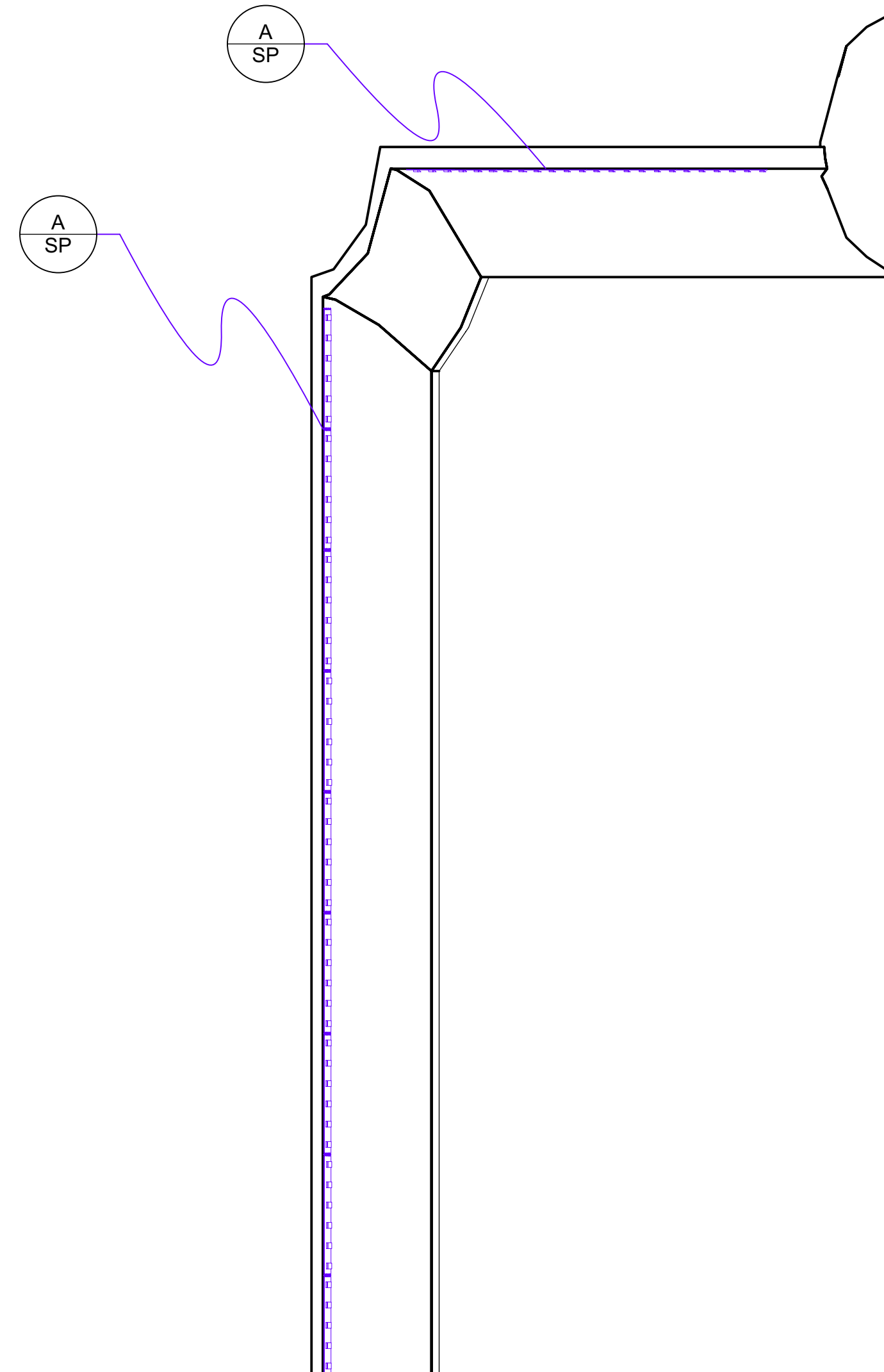
LIGHTING BY:
Caroline Nowak

cnowak3@husker.unl.edu
 205-531-2862

KEY TO SYMBOL



SP Splay LED Tape
 Scale: 1" = 1'-0"



SP Right Isometric Splay LED Tape
 Scale: 3" = 1'-0"

- Notes:**
- There are four splay pieces, all identical. The splay pieces do not need to be individually controlled, only separate from the false proscenium.
 - Different color and letter different strips of LED tpaex



Sense and Sensibility

DESIGN TEAM
 DIRECTOR: Rafael Untalan
 SCENIC: Anna Schwartz
 SOUND: Paul James Prendergast
 COSTUME: Hannah Hansen
 LIGHTING: Caroline Nowak

DRAWN BY: Caroline Nowak
 DATE: 9/2/2023
 SCALE: AS NOTED

Splay Wall LED Tape

8